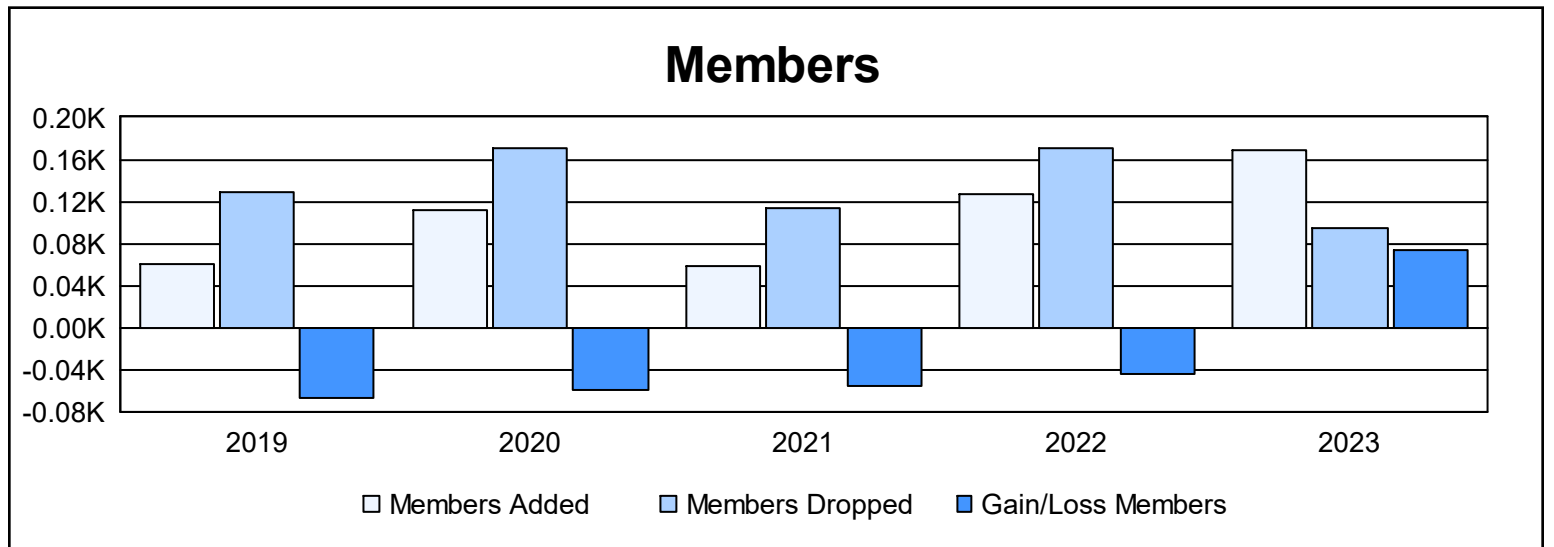
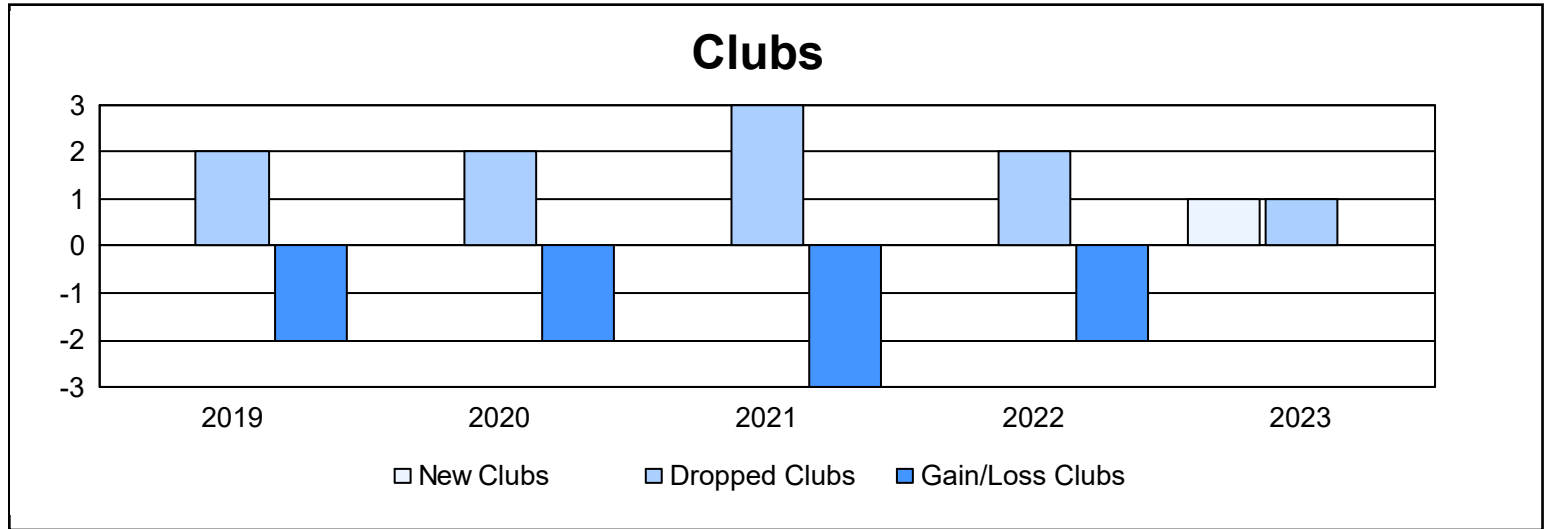
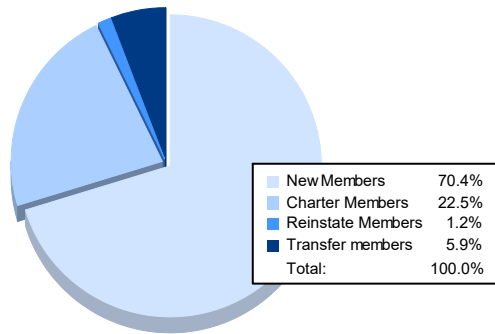


| Year | New Clubs | Dropped Clubs | Gain/ Loss Clubs | New Members | Charter Members | Reinstate Members | Transfer Members | Total Member Added | Total Members Dropped | Gain/ Loss Members |
|----------------|-----------|---------------|------------------|-------------|-----------------|-------------------|------------------|--------------------|-----------------------|--------------------|
| 2018-2019 | 0 | 2 | -2 | 53 | 2 | 4 | 2 | 61 | 128 | -67 |
| 2019-2020 | 0 | 2 | -2 | 78 | 8 | 13 | 12 | 111 | 170 | -59 |
| 2020-2021 | 0 | 3 | -3 | 38 | 1 | 11 | 8 | 58 | 113 | -55 |
| 2021-2022 | 0 | 2 | -2 | 123 | 0 | 3 | 1 | 127 | 171 | -44 |
| 2022-2023 | 1 | 1 | 0 | 119 | 38 | 2 | 10 | 169 | 95 | 74 |
| Average | 0 | 2 | -2 | 82 | 10 | 7 | 7 | 105 | 135 | -30 |



Membership Composition June 2023 Cumulative



Gender Composition June 2023 Cumulative

